



Mystery Quilt 2017 Clue #4 - May

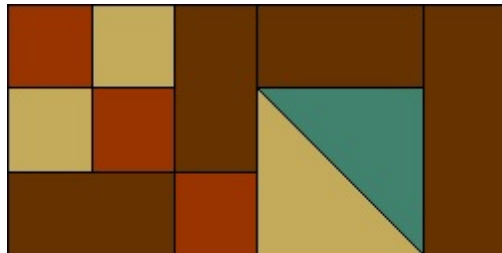
1. From bag E sew 2" x 3.5" piece of Fabric1 to top of half square triangle.
Be careful of placement.



2. Also from bag E sew 2"x 5" piece of Fabric 1 to side of above step 1.



3. Using units D and E, sew these two together. Make 36.



4. Sew two of these units together to make Block A. Make 18.

